



# DOCUMENT CHANGE REQUEST

DCR number 249

Changes required for: N/A

Originator: Kimmo Immonen

Date: 2006/04/04

Date sent: 2006/04/04

Organisation:

Status: IMPLEMENTED

Title: Connectors Electrical Rectangular Non-Removable Solder Bucket PCB and Wire-Wrap Contacts

Number: 3401/001

Issue: 2

Other documents affected:

3401/002-3

Page:

Page 16, Figure 2(b), VARIANT 02-...

Paragraph:

Page 16, Figure 2(b), VARIANT 02-...

Original wording:

Proposed wording:

In figure 2(b) is presented the contact layout of D-connector 78 Contact, Gauge 22. The contact layout/numbering is incorrect. In picture there are presented incorrectly 79 contacts.

Justification:

Correct contact layout presented in attachment.

Attachments:

DSubContacts.pdf, null

Modifications:

N/A

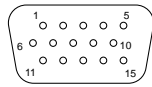
Approval signature:

Date signed:

2006-04-04

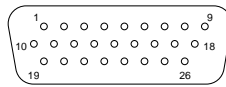
Plug Contact Cavity Arrangements — High Density

Face View Pin Insert



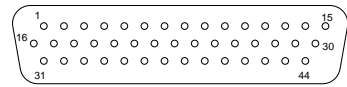
Shell Size  
Contact Arrangement  
Contact Size

E  
15  
#22



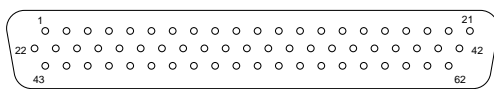
Shell Size  
Contact Arrangement  
Contact Size

A  
26  
#22



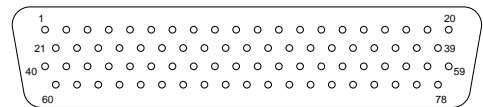
Shell Size  
Contact Arrangement  
Contact Size

B  
44  
#22



Shell Size  
Contact Arrangement  
Contact Size

C  
62  
#22

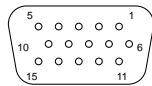


Shell Size  
Contact Arrangement  
Contact Size

D  
78  
#22

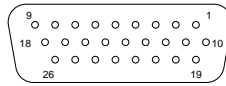
Receptacle Contact Cavity Arrangements — High Density

Face View Socket Insert



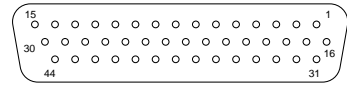
Shell Size  
Contact Arrangement  
Contact Size

E  
15  
#22



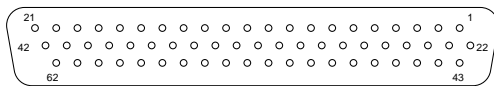
Shell Size  
Contact Arrangement  
Contact Size

A  
26  
#22



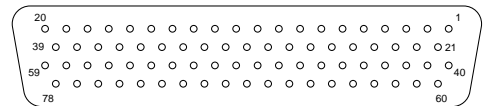
Shell Size  
Contact Arrangement  
Contact Size

B  
44  
#22



Shell Size  
Contact Arrangement  
Contact Size

C  
62  
#22



Shell Size  
Contact Arrangement  
Contact Size

D  
78  
#22